

BUSINESS OPPORTUNITIES IN INDIA




MONTREAL, 09 JUNE 2016




ARUN KUMAR SAHU
DEPUTY HIGH COMMISSIONER

THE IDENTITY OF INDIA



- A civilization of over 5,000 years
- In 1700, our share in global production was 24.5%
- Hinduism-Buddhism-Jainism-Islam-British Colonialism-Independence through non-violence
- We are a young nation, only 68 years, the largest parliamentary democracy, 815 million electorate
- The longest written constitution, 543 members in the Lok Sabha
- Clear separation of power- the executive, legislature and the judiciary
- Home to almost all faiths of the world
- 22 official languages + English



THE LAND OF OPPORTUNITIES

- India as an education hub
 - Every fifth person is an Indian
 - 1.5 million engineers every year
 - 0.52 million doctors every year
 - 0.32 million MBA graduates every year
- Hub of new sciences: bio-technology, nano & material sciences, space
- Flagship programmes: digital India, clean India, smart cities
- India as a manufacturing hub: make in India

Make in India: Sectors

- Automobile and Automobile Components
- Aviation
- Biotechnology
- Chemicals
- Construction
- Defense
- Electric Machinery
- Electronic Systems
- Food Processing
- IT and BPM
- Thermal Power
- Tourism and Hospitality
- Wellness

- Leather
- Media and Entertainment
- Mining
- Oil and Gas
- Pharmaceuticals
- Ports and Shipping
- Railways
- Renewable Energy
- Roads and Highways
- Space
- Textiles and Garments

FOCUS



Make in India: INITIATIVES



CAN YOU AFFORD TO BE LEFT BEHIND ?

THE FASTEST GROWING ECONOMY : 7.9% GDP

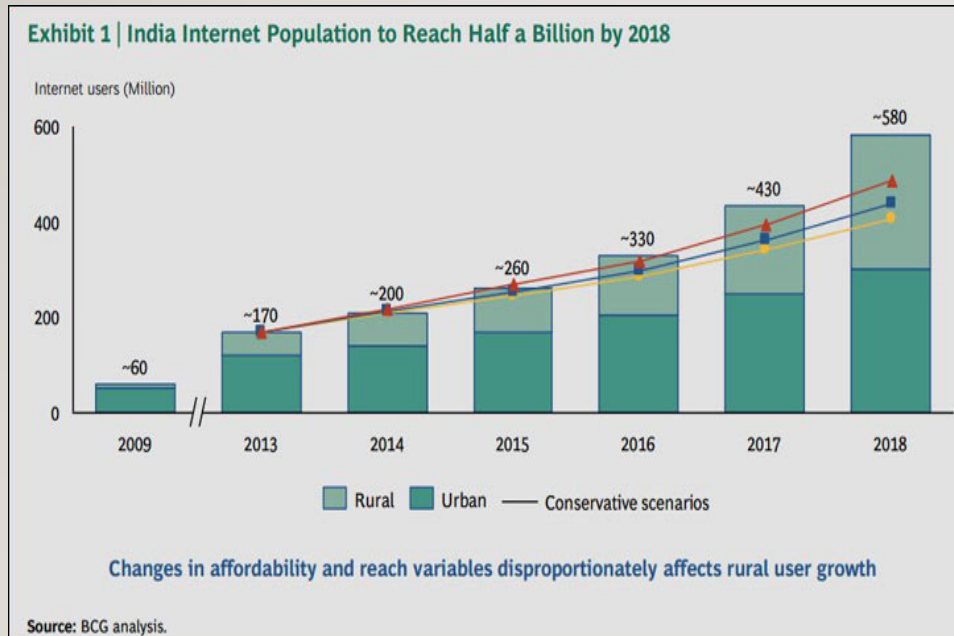


Table 1: GDP at PPP rankings

PPP rank	2014		2030		2050	
	Country	GDP at PPP (2014 US\$bn)	Country	Projected GDP at PPP (2014 US\$bn)	Country	Projected GDP at PPP (2014 US\$bn)
1	China	17,632	China	36,112	China	61,079
2	United States	17,416	United States	25,451	India	42,205
3	India	7,277	India	17,136	United States	41,384
4	Japan	4,766	Japan	6,006	Indonesia	12,210
5	Germany	3,621	Indonesia	5,486	Brazil	9,164
6	Russia	3,559	Brazil	4,996	Mexico	8,014
7	Brazil	3,073	Russia	4,854	Japan	7,914
8	France	2,587	Germany	4,590	Russia	7,575
9	Indonesia	2,554	Mexico	3,965	Nigeria	7,345
10	United Kingdom	2,435	United Kingdom	3,586	Germany	6,338
11	Mexico	2,143	France	3,418	United Kingdom	5,744
12	Italy	2,066	Saudi Arabia	3,212	Saudi Arabia	5,488
13	South Korea	1,790	South Korea	2,818	France	5,207
14	Saudi Arabia	1,652	Turkey	2,714	Turkey	5,102
15	Canada	1,579	Italy	2,591	Pakistan	4,253
16	Spain	1,534	Nigeria	2,566	Egypt	4,239
17	Turkey	1,512	Canada	2,219	South Korea	4,142
18	Iran	1,284	Spain	2,175	Italy	3,617
19	Australia	1,100	Iran	1,914	Canada	3,583
20	Nigeria	1,056	Egypt	1,854	Philippines	3,516
21	Thailand	990	Thailand	1,847	Thailand	3,510
22	Egypt	945	Pakistan	1,832	Vietnam	3,430
23	Poland	941	Australia	1,707	Bangladesh	3,367
24	Argentina	927	Malaysia	1,554	Malaysia	3,327
25	Pakistan	884	Poland	1,515	Iran	3,224
26	Netherlands	798	Philippines	1,508	Spain	3,099
27	Malaysia	747	Argentina	1,362	South Africa	3,026
28	Philippines	696	Vietnam	1,313	Australia	2,903
29	South Africa	663	Bangladesh	1,291	Colombia	2,785
30	Colombia	642	Colombia	1,255	Argentina	2,455
31	Bangladesh	536	South Africa	1,249	Poland	2,422
32	Vietnam	509	Netherlands	1,066	Netherlands	1,551

Source: IMF WEO data base (October 2014) for 2014 estimates, PwC projections for 2030 and 2050



HOW TO APPROACH INDIA



सत्यमेव जयते
Government of India

**Union Public Service
Commission**

- Be prepared for a culture shock when you visit India for the first time
- Get used to “don’t worry, (*ho jayega*), it will be done”
- Have patience – everybody is late for everything, every time
- Build trust, choose a reliable partner – first meeting is always to know the business and its personnel
- Understand the politics of the business
- Understand the **bureaucracy**
- Factor in one-day cricket schedule in India



OTHERS ARE DOING IT
YOU CAN DO IT TOO

